









































CI 16 2015 U8F

Partecipanti	Tabellone	Turni	Report
Ordinati per Elo Ordinati per nome Statistiche	Ordinato per ID Ordinato per punti Classifica	Abbinamento: [1] [2] [3] [4] [5] [6] [7] [8] [9]	FIDE Rating FIDE Player Card National rating National Player Card

CLASSIFICA AL TURNO 9






































































Pos	ID	T	NAME	Rtg	PRtg	Fed	Origin	Pts	BucT	Buc1	ARO
1	15	NC	CAMMALLERI ELENA	1410	1643	 		7.0	47.0	45.0	1422.7
2	13	NC	SPADA VITTORIA	1440	1639	 		7.0	46.5	44.5	1419.3
3	5	NC	GIUNTINI SILVIA	1440	1532	 		6.0	50.5	46.5	1406.7
4	19	NC	ROCCHICCIOLI ANGELICA	1350	1554	 		6.0	49.5	45.5	1428.7
5	11	NC	SALA GIULIA	1440	1536	 		6.0	49.0	47.0	1411.3
6	17	NC	FIOCCA MARGHERITA	1374	1557	 		6.0	47.5	43.5	1432.0
7	3	NC	DI SEBASTIANO EMMA	1440	1454	 		5.0	49.0	46.0	1411.3
8	12	NC	SCIUSCO ENZA	1440	1465	 		5.0	42.5	40.5	1422.0
9	18	NC	DERIU ISITA	1368	1458	 		5.0	39.0	39.0	1415.0
10	8	NC	LOMI INES	1440	1475	 		5.0	34.5	32.5	1432.0
11	9	NC	PELONI ELISA	1440	1410	 		4.5	36.5	36.5	1410.3
12	16	NC	COSSU RITA	1398	1418	 		4.5	35.5	35.5	1417.7
13	10	NC	REGINATO ELISABETTA	1440	1360	 		4.0	43.5	43.5	1403.0
14	2	NC	CHILLURA SOFIA	1440	1384	 		4.0	37.0	35.0	1427.3
15	6	NC	GRECO ARIANNA	1440	1362	 		4.0	35.0	35.0	1405.0
16	7	NC	IADAROLA DAFNE	1440	1371	 		4.0	33.5	33.5	1414.3
17	14	NC	ZANETTO LAURA	1440	1292	 		3.0	31.0	31.0	1417.0
18	1	NC	CELLINESE FLAVIA	1440	1197	 		2.0	35.5	35.5	1417.0
19	4	NC	FABBRUCCI EMMA	1440	1205	 		2.0	34.5	34.5	1425.0
20	20	NC	MANTI GIULIA	1305	627	 		0.0	33.0	31.0	1427.3















Generated by Vega

CI 16 2015 U8

Partecipanti	Tabellone	Turni	Report
Ordinati per Elo Ordinati per nome Statistiche	Ordinato per ID Ordinato per punti Classifica	Abbinamento: [1] [2] [3] [4] [5] [6] [7] [8] [9]	FIDE Rating FIDE Player Card National rating National Player Card

CLASSIFICA AL TURNO 9

Pos	ID	T	NAME	Rtg	PRtg	Fed	Origin	Pts	BucT	Buc1	ARO
1	2	NC	CAU FRANCESCO	1452	1783	 		8.0	50.5	47.0	1432.3
2	1	3N	RINDONE ANDREA	1557	1764	 		8.0	49.0	46.0	1413.4
3	32	NC	BOCCIA GIOVANNI	1428	1589	 		6.5	55.0	51.0	1423.3
4	41	NC	URBANI GABRIEL	1359	1590	 		6.5	49.0	45.0	1424.1
5	35	NC	CAREDDA MICHELE	1395	1580	 		6.5	45.0	41.5	1413.7
6	27	NC	TEGNER CARLO	1440	1566	 		6.5	41.5	39.5	1400.0
7	33	NC	GOLA GIORGIO	1419	1528	 		6.0	53.5	49.5	1402.7
8	11	NC	FAVA LORENZO	1440	1505	 		6.0	52.5	48.0	1379.8
9	43	NC	SAVORETTI LUCA	1353	1551	 		6.0	47.0	45.0	1426.4
10	42	NC	DI CANZIO RAUL	1353	1563	 		6.0	41.5	40.0	1437.7
11	31	NC	BOSIO ANDREA	1431	1491	 		5.5	55.5	51.0	1410.7
12	38	NC	MASCIA GERMANO	1365	1530	 		5.5	51.0	47.0	1449.7
13	13	NC	GIAMMONA FEDERICO	1440	1470	 		5.5	44.0	40.0	1390.1
14	39	NC	ISOARDI DARIO	1362	1517	 		5.5	43.0	40.0	1437.3
15	47	NC	CUCCURULLO ANTONIO	1305	1467	 		5.5	41.0	37.5	1423.9
16	36	NC	DI PASQUALE KAROL	1384	1477	 		5.0	49.5	46.5	1434.3
17	23	NC	SAVIO LUCA	1440	1433	 		5.0	45.0	42.0	1389.8
18	30	NC	VISMARA GIOVANNI	1440	1437	 		5.0	41.5	39.5	1393.8
19	44	NC	ROVERSI TOMMASO	1350	1482	 		5.0	40.0	38.5	1439.0
20	46	NC	BALLOTTI MATTEO	1341	1370	 		4.5	43.0	40.0	1413.4
21	29	NC	VIRGA FEDERICO	1440	1392	 		4.5	42.5	39.0	1392.0
22	17	NC	PELLEW HARVEY WILLIAM	1440	1390	 		4.5	41.5	38.5	1390.4
23	34	NC	TUSHA KEVIN	1398	1431	 		4.5	38.0	36.5	1431.3
24	10	NC	DE LUCA GABRIELE	1440	1422	 		4.5	37.5	36.0	1422.3
25	9	NC	D'AMICO PAOLO	1440	1390	 		4.5	37.0	34.0	1433.3
26	20	NC	RIZZO SAMUELE	1440	1404	 		4.5	37.0	34.0	1404.3
27	8	NC	D'AMBROSIO LUCIANO	1440	1439	 		4.5	36.5	35.0	1439.0
28	3	NC	AVETISJAN ARMAN	1440	1376	 		4.5	35.5	33.5	1419.4
29	37	NC	RUGGIERO ALESSANDRO	1383	1392	 		4.0	47.0	43.5	1435.0
30	15	NC	LYABEL GIULIO	1440	1350	 		4.0	40.0	37.0	1392.7
31	14	NC	LABANCA ANDREA	1440	1364	 		4.0	34.5	33.0	1406.7
32	22	NC	SACRIPANTI ALESSANDRO	1440	1385	 		4.0	33.0	31.5	1427.7
33	40	NC	PECCI THOMAS	1359	1353	 		4.0	33.0	30.5	1440.0
34	6	NC	CAPELLI FRANCESCO	1440	1344	 		3.5	38.0	35.0	1423.7
35	12	NC	GALLINA ALESSANDRO	1440	1327	 		3.5	37.5	36.0	1406.7
36	18	NC	RABOTTINI GABRIELE	1440	1354	 		3.5	36.0	34.0	1397.3
37	16	NC	MILILLO TIZIANO	1440	1326	 		3.5	35.0	32.0	1406.3
38	25	NC	SPINETTI PAOLO	1440	1352	 		3.5	34.5	33.0	1432.3
39	45	NC	SCARPA FRANCESCO	1350	1299	 		3.5	28.5	27.0	1440.0
40	5	NC	CAFFI LUCA	1440	1309	 		3.0	38.5	35.5	1433.8



































Pos	ID	T	NAME	Rtg	PRtg	Fed	Origin	Pts	BucT	Buc1	ARO
41	28	NC	TORELLI RICCARDO	1440	1295	 		3.0	34.5	32.5	1420.3
42	24	NC	SPARVOLI DAMIANO	1440	1319	 		3.0	33.5	32.0	1444.0
43	7	NC	CIMINI LUIGI	1440	1264	 		3.0	31.5	30.0	1422.4
44	26	NC	STEFFE' MATTEO	1440	1167	 		2.5	33.5	32.0	1418.3
45	4	NC	BALDAZZI GIANLUCA	1440	1189	 		2.5	27.5	26.0	1440.0
46	21	NC	RUSSU DARIO	1440	1090	 		2.0	32.0	30.0	1412.3
47	19	NC	RANALLI LORENZO	1440	1096	 		2.0	29.5	27.5	1417.9

















[Generated by Vega](#)

CI 16 2015 U10F

Partecipanti	Tabellone	Turni	Report
Ordinati per Elo Ordinati per nome Statistiche	Ordinato per ID Ordinato per punti Classifica	Abbinamento: [1] [2] [3] [4] [5] [6] [7] [8] [9]	FIDE Rating FIDE Player Card National rating National Player Card

CLASSIFICA AL TURNO 9

Pos	ID	T	NAME	Rtg	PRtg	Fed	Origin	Pts	Buc1	BucT	ARO
1	9	NC	BORDIN SILVIA	1440	1642	 		7.5	49.5	53.0	1368.6
2	47	NC	DI MAULO ALESSANDRA	1275	1618	 		7.0	50.0	53.0	1397.9
3	48	NC	MARINELLI SOFIA	1066	1620	 		7.0	47.5	51.5	1400.0
4	1	3N	CASSI ELISA	1489	1627	 		7.0	47.5	50.5	1407.0
5	35	NC	SERANO ALICE	1407	1546	 		6.5	46.5	47.5	1380.1
6	4	NC	CASSANELLI EMMA	1455	1501	 		6.0	46.5	49.0	1376.2
7	31	NC	MEHARUNKAR PARI PRASAD	1434	1518	 		6.0	44.0	47.5	1393.4
8	32	NC	LAICO AGNESE	1425	1544	 		6.0	42.5	45.0	1419.1
9	19	NC	MACAGNO LUCIA	1440	1507	 		6.0	42.0	45.5	1382.0
10	44	NC	ORRU' GIULIA	1338	1479	 		5.5	44.5	48.5	1399.4
11	8	NC	BENINI SOFIA	1440	1428	 		5.5	42.0	44.5	1348.2
12	3	NC	ACCA BEATRICE	1455	1480	 		5.5	41.0	42.0	1399.7
13	34	NC	SANTANGELETTA ANNA	1416	1512	 		5.5	38.0	40.5	1431.7
14	29	NC	VALENTINI EUGENIA	1440	1513	 		5.5	31.5	32.5	1433.3
15	36	NC	DE BELLIS VERA	1392	1490	 		5.0	43.5	46.5	1446.8
16	40	NC	SANNA CHIARA	1365	1440	 		5.0	43.0	46.5	1396.8
17	16	NC	GINIYATULLINA KAMILLA	1440	1439	 		5.0	42.5	46.5	1396.3
18	5	NC	ALAGIA LETIZIA	1440	1441	 		5.0	40.0	44.0	1397.7
19	21	NC	MILILLO VALENTINA	1440	1452	 		5.0	37.5	40.0	1409.3
20	26	NC	SHKURTAJ XHESIKA	1440	1437	 		5.0	36.5	39.0	1394.0
21	28	NC	TERESI ELETTRA	1440	1448	 		5.0	36.0	38.5	1404.7
22	41	NC	GUARINO CARRETTA ALESSIA	1362	1449	 		4.5	42.0	45.0	1449.1
23	6	NC	AMELII CECILIA FRANCESCA	1440	1361	 		4.5	41.5	45.0	1361.4
24	30	NC	VIANELLO VIVIANA SOFIA	1440	1423	 		4.5	39.5	43.0	1423.3
25	2	NC	PAZZI ANNA	1458	1416	 		4.5	37.5	38.5	1416.3
26	11	NC	CERASUOLO NOEMI SOFIA	1440	1406	 		4.5	36.0	39.0	1406.3
27	20	NC	MANCA MARIA CHIARA	1440	1409	 		4.5	34.5	35.5	1409.3
28	46	NC	CADONI VALENTINA	1332	1424	 		4.5	34.0	36.5	1424.3
29	45	NC	ROMBALDONI KIRA	1335	1397	 		4.0	41.5	44.5	1440.0
30	43	NC	BRECELJ JASNA	1344	1399	 		4.0	40.5	43.5	1441.7
31	13	NC	FLEGO SOFIA	1440	1323	 		4.0	38.0	40.5	1366.3
32	37	NC	D'ALBENZIO GIUSY	1389	1385	 		4.0	34.5	37.5	1428.0
33	39	NC	CANTELLI SARA	1368	1389	 		4.0	33.5	34.5	1431.7
34	24	NC	PICA JULIET	1440	1347	 		4.0	31.0	32.0	1389.8
35	42	NC	MUSSO ALESSIA	1362	1359	 		3.5	40.0	42.5	1439.3
36	10	NC	BORDO ROBERTA	1440	1327	 		3.5	36.5	39.0	1406.7
37	22	NC	MONTORI GIORGIA	1440	1338	 		3.5	34.0	36.5	1417.7
38	33	NC	GARRAPA LUDOVICA	1422	1340	 		3.5	33.5	34.5	1420.3
39	18	NC	LEONCINI ALESSIA	1440	1341	 		3.5	29.5	30.5	1421.0
40	25	NC	SASSAROLI MADDALENA	1440	1315	 		3.0	34.0	35.0	1439.8

Pos	ID	T	NAME	Rtg	PRtg	Fed	Origin	Pts	Buc1	BucT	ARO
41	17	NC	GRAZIANI EMMA	1440	1278	 		3.0	33.0	36.0	1403.3
42	23	NC	PASSARIELLO GIULIA	1440	1295	 		3.0	27.5	28.5	1419.7
43	12	NC	FERRARI SOFIA	1440	1296	 		3.0	26.5	27.5	1421.3
44	7	NC	BEN HAMOUDA JASMINE	1440	1250	 		2.5	36.5	37.5	1415.7
45	38	NC	LA FERLITA VALENTINA	1371	1274	 		2.5	32.5	35.0	1439.7
46	14	NC	FLUMINI ANNA	1440	1250	 		2.5	30.5	31.5	1415.7
47	15	NC	FORESI ERIKA	1440	1077	 		1.0	33.5	34.5	1428.3
48	27	NC	SIMONCELLI LINDA	1440	1091	 		1.0	28.0	29.0	1441.7





















































































[Generated by Vega](#)








CI 16 2015 U10











Partecipanti	Tabellone	Turni	Report
Ordinati per Elo Ordinati per nome Statistiche	Ordinato per ID Ordinato per punti Classifica	Abbinamento: [1] [2] [3] [4] [5] [6] [7] [8] [9]	FIDE Rating FIDE Player Card National rating National Player Card

CLASSIFICA AL TURNO 9

Pos	ID	T	NAME	Rtg	PRtg	Fed	Origin	Pts	BucT	Buc1	ARO
1	8	3N	ZAVATTERO LUCA	1509	1731			7.5	51.0	48.0	1457.7
2	21	2N	SERLONI LUDOVICO	1453	1743			7.5	51.0	47.0	1470.0
3	15	3N	CAPPELLETTO JOUSHUAEDE	1469	1620			7.0	52.0	47.0	1399.8
4	5	3N	FAVARO ALESSANDRO	1545	1679			7.0	51.0	48.0	1459.1
5	1	CF	PADUANO CLAUDIO	1784	1730			7.0	51.0	47.0	1510.2
6	131	3N	BOCCI SIMONE	1326	1684			7.0	48.0	46.5	1463.9
7	11	NC	PELONI DAVIDE	1488	1686			7.0	46.0	45.0	1466.4
8	9	3N	LACAMBRA GEM ELIJAH	1506	1633			7.0	45.5	44.0	1413.4
9	4	3N	PICCINNO MATTEO	1557	1664			6.5	55.0	52.0	1498.2
10	110	NC	PIZZOFERRATO MATTIA	1395	1663			6.5	52.0	48.0	1497.0
11	2	2N	CASADIO NICCOLO'	1682	1619			6.5	49.5	46.5	1453.1
12	3	2N	VALTEMARA MATTIA ANGELO	1564	1600			6.5	49.0	46.0	1433.8
13	16	3N	MARTINELLO EDOARDO	1468	1577			6.5	48.0	45.0	1410.6
14	99	NC	CRUZ ESPINOSA LUIS ANGEL	1410	1612			6.5	37.5	35.5	1445.6
15	128	3N	BUONANNO MATTEO GIOVANNI	1345	1602			6.0	51.0	47.5	1477.4
16	14	NC	TITZE LEO	1470	1555			6.0	49.0	45.5	1429.7
17	83	NC	ZAVATTERO ANDREA	1437	1505			6.0	49.0	45.0	1380.4
18	49	NC	HALLER QUENTIN	1440	1567			6.0	48.0	45.0	1442.2
19	113	3N	MASELLI DAVID	1387	1578			6.0	47.0	43.0	1453.3
20	118	NC	MIANO GABRIELE	1371	1593			6.0	46.5	44.0	1468.2
21	13	NC	BUGADA RICCARDO	1473	1539			6.0	45.0	43.0	1413.7
22	89	NC	KLOTZNER JAKOB	1428	1553			6.0	45.0	41.5	1428.1
23	6	3N	BRIATA NICOLO'	1521	1577			6.0	44.5	41.5	1452.2
24	39	NC	COFFARO RUBEN	1440	1525			6.0	44.5	40.5	1400.4
25	73	NC	SPADA DARIO	1440	1529			6.0	44.0	41.0	1404.0
26	90	NC	GRECO EDOARDO	1425	1548			6.0	43.5	39.5	1423.3
27	122	NC	CARACCILO MATTEO	1366	1568			6.0	43.0	39.0	1442.6
28	86	NC	MIGLIAVACCA EDOARDO	1431	1514			6.0	40.5	38.5	1389.0
29	132	NC	RATTO TOMMASO REMO	1323	1565			6.0	38.5	36.5	1439.7
30	58	NC	PASIN MATTIA	1440	1494			5.5	48.0	45.0	1414.3
31	17	NC	PACETTI SMITH MAXIMILIAN MARIA	1461	1512			5.5	45.5	44.0	1431.6
32	36	NC	CAZZANIGA ENRICO	1440	1492			5.5	45.0	42.0	1411.8
33	95	NC	SAGRILLO LUCA	1419	1540			5.5	44.0	40.5	1460.0
34	65	NC	RAGAZZI MATTEO	1440	1473			5.5	41.5	39.0	1392.7
35	135	NC	DE PAOLIS ALEX	1293	1513			5.0	52.0	48.0	1469.6
36	18	NC	SECCIA ALESSANDRO	1461	1479			5.0	50.5	46.0	1435.6
37	12	NC	SERRAGLIO GIOVANNI	1482	1453			5.0	48.5	45.0	1410.1
38	105	NC	APRILE MATTEO	1398	1503			5.0	48.0	45.0	1459.7
39	133	NC	SACRIPANTI VALERIO	1317	1438			5.0	47.5	44.0	1437.5
40	41	NC	DESIDERI FRANCESCO	1440	1443			5.0	47.0	43.0	1400.0

Pos	ID	T	NAME	Rtg	PRtg	Fed	Origin	Pts	BucT	Buc1	ARO
41	103	NC	VERRE GAETANO	1407	1525	 		5.0	46.5	43.0	1481.8
42	23	NC	BUFFA DEMETRIO	1451	1461	 		5.0	46.5	42.5	1418.4
43	19	NC	PRICOP ALEXANDRU	1458	1440	 		5.0	45.5	41.5	1396.7
44	42	NC	FABBRUCCI GABRIELE	1440	1437	 		5.0	45.5	41.5	1394.3
45	46	NC	FONTANA ALESSANDRO	1440	1433	 		5.0	45.0	42.0	1390.3
46	124	NC	SPARVOLI FEDERICO	1359	1491	 		5.0	45.0	41.5	1448.0
47	136	NC	PALOZZA FLAVIO	1264	1511	 		5.0	43.5	41.0	1468.2
48	104	NC	MOTTERLE JACOPO	1401	1507	 		5.0	43.5	40.5	1464.1
49	123	NC	COSSU DIEGO	1362	1488	 		5.0	43.0	39.5	1445.0
50	85	NC	CATALANO LEONARDO	1431	1456	 		5.0	42.5	40.5	1413.4
51	119	NC	ABBATE ANDREA	1368	1486	 		5.0	42.5	39.5	1443.4
52	78	NC	TRONCA TOMMASO	1440	1455	 		5.0	42.0	38.5	1412.1
53	102	NC	ORLANDI SIMONE	1407	1487	 		5.0	41.5	39.0	1444.1
54	51	NC	KLOTZNER MATTHIAS	1440	1416	 		5.0	41.5	39.0	1373.0
55	114	NC	SCARSELLA LEONARDO GIACOMO	1386	1494	 		5.0	41.5	38.5	1451.3
56	100	NC	MENDOZA ALVAREZ DIEGO	1410	1493	 		5.0	41.5	38.5	1450.2
57	127	NC	MINOTTI TOMMASO	1347	1488	 		5.0	40.5	38.5	1445.0
58	7	3N	CAU GIORGIO	1509	1445	 		5.0	40.5	37.5	1402.4
59	96	NC	MUSSO ALESSIO	1418	1477	 		5.0	40.0	36.5	1433.7
60	109	NC	CASTELLUCCI LEONARDO	1395	1488	 		5.0	39.0	37.0	1444.6
61	88	NC	CRIPPA ALESSANDRO	1428	1480	 		5.0	38.0	35.0	1437.4
62	107	NC	CAPRIONI ALBERTO	1398	1483	 		5.0	37.5	36.0	1440.0
63	84	NC	CAMPANA GIAIME	1434	1474	 		5.0	37.5	35.5	1431.0
64	29	NC	BORTOLOTTI FRANCESCO	1440	1467	 		5.0	37.0	35.0	1424.4
65	106	NC	BRUSADELLI ANDREA	1398	1483	 		5.0	33.0	30.5	1440.0
66	117	NC	PICCIONI EMANUELE	1374	1483	 		5.0	32.0	30.5	1440.0
67	10	NC	DI FINA MARCELLO	1494	1442	 		4.5	48.0	44.0	1441.7
68	22	NC	ROTONDARO ALBERTO	1452	1433	 		4.5	45.0	41.5	1433.2
69	38	NC	COCCHI MATTEO	1440	1375	 		4.5	44.5	41.0	1375.0
70	27	NC	BELTRAMI MATTIA	1440	1395	 		4.5	43.5	40.5	1394.7
71	45	NC	FERRO FILIPPO	1440	1384	 		4.5	42.5	39.0	1384.4
72	130	NC	GATTO LORENZO	1332	1437	 		4.5	42.0	39.0	1437.3
73	20	NC	RIZZO FILIPPO	1455	1376	 		4.5	42.0	39.0	1419.0
74	108	NC	CASAGRANDE FILIPPO	1398	1456	 		4.5	41.5	39.5	1456.3
75	125	NC	BOSI ETTORE	1356	1444	 		4.5	39.5	37.5	1443.7
76	44	NC	FAVA ACHILLE	1440	1372	 		4.5	39.0	36.5	1371.8
77	92	NC	BRICHERASIO TYLER	1419	1446	 		4.5	36.0	34.0	1446.0
78	33	NC	CAMPANELLA RICCARDO	1440	1399	 		4.0	45.5	41.5	1441.9
79	116	NC	MURRU GIACOMO	1374	1409	 		4.0	44.0	41.0	1452.3
80	97	NC	PAVESI ALESSANDRO	1416	1404	 		4.0	43.0	40.0	1446.9
81	54	NC	MIOTTO ALBERTO	1440	1339	 		4.0	43.0	39.5	1382.1
82	72	NC	RUGGERI FRANCESCO	1440	1373	 		4.0	41.5	38.5	1416.4
83	67	NC	RAPONE DOMENICO	1440	1309	 		4.0	41.0	38.0	1352.3
84	55	NC	MONTICELLI ALESSANDRO	1440	1356	 		4.0	40.0	39.0	1399.3
85	101	NC	MERIEM BENZIANE NIZAR	1410	1387			4.0	39.5	37.0	1429.8
86	43	NC	FALBO EDOARDO	1440	1322			4.0	39.0	36.5	1408.5

Pos	ID	T	NAME	Rtg	PRtg	Fed	Origin	Pts	BucT	Buc1	ARO
87	91	NC	SECCI ANDREA	1425	1389	 		4.0	39.0	35.5	1432.2
88	66	NC	RAMPINI MATTIA	1440	1322	 		4.0	38.5	36.0	1365.2
89	48	NC	GUAITOLI PIETRO	1440	1404	 		4.0	38.5	35.5	1447.2
90	26	NC	BATTISTA FLAVIO	1440	1371	 		4.0	38.0	35.0	1414.2
91	28	NC	BORTOLOTTI ALESSANDRO	1440	1343	 		4.0	38.0	35.0	1386.1
92	87	NC	TARIS DANIELE	1431	1399	 		4.0	36.5	34.5	1442.0
93	32	NC	BRUNI PIERLUIGI	1440	1380	 		4.0	36.0	35.0	1423.3
94	94	NC	MENEGATTI MATTEO	1419	1377	 		4.0	36.0	34.0	1420.4
95	47	NC	GIRAFFI SIMONE	1440	1342	 		4.0	35.5	32.5	1384.9
96	137	NC	PUGLIESE SIMONE	1121	1352	 		4.0	35.0	32.0	1438.9
97	24	NC	ASCANI GIOVANNI	1440	1391	 		4.0	34.0	32.0	1434.3
98	62	NC	POLITO LUCA	1440	1366	 		4.0	34.0	32.0	1409.3
99	98	NC	CAMPOFILONI ARMANDO	1410	1400	 		4.0	32.0	30.5	1443.3
100	120	NC	LAI GABRIELE	1368	1397	 		4.0	29.5	28.5	1440.0
101	69	NC	ROMITI RICCARDO	1440	1388	 		3.5	42.0	39.0	1431.4
102	52	NC	MANCA FILIPPO	1440	1332	 		3.5	40.0	38.0	1411.7
103	129	NC	COTUGNO WILLIAM	1344	1368	 		3.5	38.5	35.5	1447.7
104	82	NC	ZANETTO STEFANO	1440	1332	 		3.5	37.5	36.0	1412.0
105	35	NC	CASA FABIO	1440	1345	 		3.5	35.5	33.5	1424.7
106	93	NC	MENDOLA SIMONE	1419	1403	 		3.5	34.5	32.5	1446.0
107	80	NC	VAIRO ROCCO ENRICO	1440	1361	 		3.5	32.5	30.0	1440.7
108	112	NC	PATRUNO MATTIA	1389	1360	 		3.5	32.5	30.0	1440.0
109	56	NC	MOTTARAN MICHAEL	1440	1321	 		3.5	32.0	31.0	1400.7
110	60	NC	PERRUCCI FRANCESCO	1440	1326	 		3.5	31.0	29.5	1405.8
111	37	NC	CELENTANO FRANCESCO	1440	1330	 		3.5	28.5	27.5	1410.3
112	70	NC	RONCHI ALESSANDRO	1440	1344	 		3.0	44.0	40.5	1469.0
113	50	NC	HERCEGOVAC NEVEN	1440	1294	 		3.0	43.5	40.5	1419.0
114	76	NC	TEGNER MARTINO	1440	1312	 		3.0	37.5	35.5	1437.0
115	61	NC	PETRUCCI NICOLA	1440	1236	 		3.0	37.0	34.5	1361.2
116	74	NC	SPALLETTA ALESSANDRO	1440	1265	 		3.0	36.0	34.5	1390.2
117	57	NC	PAOLONI GIACOMO	1440	1239	 		3.0	36.0	34.0	1363.9
118	53	NC	MARZARI MARCO	1440	1301	 		3.0	34.5	32.0	1426.0
119	126	NC	MUSCETTA MARIO	1353	1315	 		3.0	33.5	32.0	1440.0
120	71	NC	RONCHI FRANCESCO	1440	1310	 		3.0	32.5	31.5	1434.8
121	134	NC	TOPAIOS FEDERICO	1302	1311	 		3.0	32.0	30.5	1435.7
122	75	NC	STEFFE' GABRIELE	1440	1312	 		3.0	31.5	30.0	1437.3
123	115	NC	ABBATE LORENZO	1377	1315	 		3.0	29.0	27.5	1440.0
124	121	NC	LORENZETTI GABRIELE	1368	1247	 		3.0	29.0	27.0	1440.0
125	68	NC	RAVAIOLI THEO	1440	1227	 		2.5	36.0	33.0	1392.8
126	111	NC	GAMBA CHRISTIAN	1392	1274	 		2.5	33.0	30.5	1440.0
127	59	NC	PAVONE BRANDO MARIA	1440	1231	 		2.5	32.5	31.0	1397.3
128	81	NC	VERGARA MEERSOHN ALBERTO LUIS	1440	1193	 		2.5	29.5	28.0	1444.1
129	64	NC	POZZOLI GIULIO	1440	1161	 		2.5	29.5	28.0	1411.9
130	34	NC	CARRARO LORENZO	1440	1264	 		2.5	28.5	27.0	1430.0
131	31	NC	BRISCICH MATIJA	1440	1182	 		2.0	39.0	36.0	1402.3
132	25	NC	BALLON GIANLUCA	1440	1183	 		2.0	36.5	35.5	1403.0

Pos	ID	T	NAME	Rtg	PRtg	Fed	Origin	Pts	BucT	Buc1	ARO
133	40	NC	DEMETZ JOSEF	1440	1195	 		2.0	31.0	29.0	1415.0
134	63	NC	POLVERARI LORENZO	1440	1082	 		2.0	30.5	29.0	1404.4
135	77	NC	TORCHIO GIORGIO	1440	1118	 		2.0	29.0	28.0	1440.0
136	30	NC	BRAVO SIMONE	1440	1097	 		2.0	24.5	23.5	1419.0
137	79	NC	ULCIGRAI ARSHAM	1440	993	 		1.5	32.5	31.0	1437.0

































[Generated by Vega](#)

CI 16 2015 U12F

Partecipanti	Tabellone	Turni	Report
Ordinati per Elo Ordinati per nome Statistiche	Ordinato per ID Ordinato per punti Classifica	Abbinamento: [1] [2] [3] [4] [5] [6] [7] [8] [9]	FIDE Rating FIDE Player Card National rating National Player Card

CLASSIFICA AL TURNO 9

Pos	ID	T	NAME	Rtg	PRtg	Fed	Origin	Pts	BucT	Buc1	ARO
1	1	2N	RACCANELLO MARIANNA	1703	1733			7.5	51.0	47.0	1460.3
2	2	2N	RINAUDO GIADA	1625	1741			7.5	49.0	47.5	1468.1
3	49	NC	MAIONE MELISSA	1347	1627			7.0	45.0	41.5	1434.0
4	3	3N	VECOLI MARTINA	1539	1649			6.5	52.0	48.5	1482.9
5	7	NC	GRIMALDI ANGELA FLAVIA	1476	1647			6.5	51.0	47.0	1480.8
6	36	NC	SFERA ANASTASIA	1422	1588			6.5	47.5	44.0	1421.9
7	6	NC	CELATI STELLA	1476	1554			6.5	47.5	44.0	1388.0
8	4	2N	GARAU FRANCESCA	1511	1546			6.0	48.5	44.0	1421.4
9	51	NC	GASPARATO ANGELICA	1341	1586			6.0	46.5	43.5	1460.7
10	33	3N	SCARPA ALESSANDRA	1436	1571			6.0	46.5	43.0	1445.7
11	40	NC	PETRINI EMANUELA	1404	1550			6.0	45.5	42.5	1424.8
12	8	NC	LUU MARIANNA	1452	1547			6.0	44.0	42.5	1422.0
13	55	NC	GRUDEN MARTINA	1293	1551			6.0	44.0	41.0	1425.8
14	53	NC	KAUR GURPREET	1317	1489			5.5	40.5	38.5	1409.3
15	32	3N	PANNELLA MARIA CRISTINA	1439	1521			5.0	53.5	49.5	1477.9
16	52	NC	COSSU REBECCA	1321	1506			5.0	47.0	43.5	1463.4
17	11	NC	ALBERTON ANGELA	1440	1436			5.0	47.0	43.5	1392.6
18	9	NC	BUSSEI VALENTINA	1451	1440			5.0	46.0	42.5	1396.9
19	38	NC	FASULO VIRNA	1407	1472			5.0	45.0	41.5	1472.1
20	43	NC	MORELLO CHIARA	1398	1486			5.0	44.0	41.5	1443.2
21	29	NC	SEGHETTA GIULIA	1440	1475			5.0	44.0	41.0	1432.3
22	34	NC	GRIMALDI VALERIA	1431	1471			5.0	42.5	42.0	1427.8
23	39	NC	RUFFINO MARTINA	1407	1499			5.0	40.0	37.0	1456.4
24	24	NC	REGI CRISTINA	1440	1435			5.0	39.5	36.5	1391.8
25	41	NC	SESANA LETIZIA	1404	1475			5.0	34.5	32.0	1431.6
26	22	NC	FLEGO MIRIAM	1440	1378			4.5	45.5	42.0	1378.4
27	56	NC	FINOCCHIARO FEDERICA	1239	1421			4.5	41.5	39.0	1421.1
28	21	NC	DI SEBASTIANO MARTA	1440	1382			4.5	39.5	36.0	1382.0
29	46	NC	TORTAROLO VANESSA	1362	1461			4.5	37.5	34.5	1460.6
30	48	NC	SIMBOLA FRANCESCA	1356	1437			4.5	37.5	34.5	1437.2
31	50	NC	CASACCA ELENA	1344	1412			4.5	35.0	32.5	1412.3
32	20	NC	D'AMBROSIO LETIZIA	1440	1372			4.0	48.5	44.5	1414.9
33	17	NC	CAPRIOTTI OLIMPIA	1440	1336			4.0	43.0	39.0	1379.3
34	19	NC	CINGOLANI IRENE	1440	1338			4.0	41.5	38.5	1381.3
35	35	NC	FIOLO COSTANZA	1422	1363			4.0	39.5	37.5	1405.8
36	45	NC	DI MAULO CHIARA	1362	1384			4.0	36.0	34.0	1427.2
37	54	NC	LORENZETTI ILARIA	1299	1388			4.0	36.0	33.5	1430.7
38	47	NC	BERALDO EMMA	1356	1396			4.0	35.0	32.5	1438.7
39	13	NC	ASCANI ARIANNA	1440	1338			3.5	41.0	37.5	1417.9
40	5	NC	D'ALBENZIO VELIA	1494	1327			3.5	40.5	40.0	1406.9

Pos	ID	T	NAME	Rtg	PRtg	Fed	Origin	Pts	BucT	Buc1	ARO
41	31	NC	VISINTIN VANESSA	1440	1344	 		3.5	38.0	35.5	1424.0
42	44	NC	CODINI MICOL	1392	1332	 		3.5	37.5	37.0	1411.7
43	12	NC	APREA FLAVIA	1440	1300	 		3.5	36.5	34.5	1380.3
44	26	NC	SANTANGELETTA LAURA	1440	1305	 		3.5	34.0	32.5	1384.7
45	14	NC	AULETTA GIULIA	1440	1319	 		3.5	34.0	32.0	1398.8
46	37	NC	BRUSATI ALICE	1410	1341	 		3.5	33.0	31.5	1420.9
47	42	NC	BARALDI MARTINA	1398	1295	 		3.5	31.5	28.5	1436.3
48	27	NC	SANTILLI GLORIA	1440	1256	 		3.5	30.5	30.0	1396.9
49	23	NC	RAFANIELLO GIUSY MARIA	1440	1268	 		3.5	27.5	27.0	1408.5
50	18	NC	CIAFFI LAURA	1440	1278	 		3.0	36.0	34.0	1402.7
51	15	NC	BAZZANINI ELENA	1440	1208	 		3.0	31.0	29.5	1401.4
52	28	NC	SCANO MARIA CHIARA	1440	1211	 		2.5	29.5	29.0	1376.7
53	25	NC	RUMYANTSEV MAYA	1440	1162	 		2.5	28.5	28.0	1412.6
54	30	NC	STEFANIZZI GRETA	1440	1139	 		2.0	32.0	31.5	1460.9
55	16	NC	BERARDINELLI ASIA	1440	640	 		1.0	25.5	24.0	1439.6
56	10	NC	ACCORDINI MATILDE(W)	1440	0	 		0.0	27.0	26.0	0.0



























































































Generated by Vega


















































CI 16 2015 U12












Partecipanti	Tabellone	Turni	Report
Ordinati per Elo Ordinati per nome Statistiche	Ordinato per ID Ordinato per punti Classifica	Abbinamento: [1] [2] [3] [4] [5] [6] [7] [8] [9]	

CLASSIFICA AL TURNO 9

Pos	ID	T	NAME	Rtg	PRtg	Fed	Origin	Pts	BucT	Buc1	ARO
1	6	2N	BUONANNO RAFFAELE	1704	1949			8.0	57.0	52.5	1598.2
2	1	1N	BETTALLI FRANCESCO	1889	1910			8.0	54.0	50.0	1559.1
3	2	2N	ORLANDINI ANDREA	1757	1872			7.5	55.5	51.0	1599.2
4	10	2N	DELLA PERUTA LORENZO	1608	1835			7.0	53.5	49.5	1615.1
5	8	2N	BERETTA GIULIO	1648	1700			7.0	52.0	47.0	1480.1
6	26	3N	TRIPODI ENZO	1503	1726			6.5	54.0	51.0	1560.0
7	33	NC	PENNICA ANDREA	1482	1670			6.5	52.0	48.0	1504.3
8	3	2N	RUSSO LEONARDO	1746	1657			6.5	51.5	47.0	1490.9
9	9	2N	COLONETTI FABIO	1642	1669			6.5	50.0	46.5	1503.0
10	15	3N	MONACELLI LUDOVICO	1542	1608			6.5	48.0	44.0	1442.2
11	12	2N	BALLOTTI LUCA	1600	1610			6.5	47.0	43.5	1444.4
12	25	3N	TESTA LEONARDO	1507	1612			6.5	46.5	42.5	1446.3
13	18	3N	FERRETTI ELIA	1524	1616			6.5	46.0	42.5	1450.4
14	95	NC	CARLO EMANUELE	1419	1700			6.5	45.0	43.0	1534.1
15	17	3N	CASAGRANDE FEDERICO	1524	1597			6.5	43.0	40.0	1431.3
16	7	2N	BONALI LEONARDO	1654	1656			6.0	50.5	47.0	1531.4
17	20	3N	LUMACHI GABRIELE	1523	1641			6.0	49.5	46.0	1516.0
18	35	NC	ROMEO GIOVANNI M.	1479	1636			6.0	49.0	45.5	1511.3
19	4	1N	SANGIORGI RAPHAEL	1735	1597			6.0	49.0	45.5	1472.2
20	65	NC	GIUNTINI ENRICO	1440	1628			6.0	47.0	44.0	1503.0
21	16	3N	MONTORSI MATTEO	1527	1583			6.0	46.0	42.5	1457.7
22	36	3N	DAMICO ALESSANDRO	1473	1585			6.0	46.0	42.0	1459.8
23	27	3N	SERIO GIOELE	1497	1564			6.0	43.5	40.0	1438.9
24	28	3N	CASSANELLI EMILIO	1496	1704			5.5	55.0	51.5	1624.1
25	5	2N	ZENERE GABRIELE	1729	1589			5.5	49.5	45.0	1509.1
26	111	NC	ARENA IGNAZIO	1402	1570			5.5	49.0	44.5	1489.6
27	37	NC	MENDOLA GIOVANNI	1467	1549			5.5	48.5	45.0	1468.8
28	13	2N	SIMEONE GIULIO MARIA	1586	1506			5.5	47.5	43.5	1426.4
29	41	NC	BALSANO GIULIO	1443	1616			5.5	47.0	44.0	1536.4
30	23	3N	CORDINI NICCOLO'	1510	1540			5.5	47.0	43.0	1459.6
31	100	NC	HODO DIONIS	1413	1547			5.5	47.0	42.5	1466.6
32	126	NC	CRISA' DANIELE	1386	1546			5.5	46.0	44.0	1465.8
33	11	2N	SUNDER MATTEO	1607	1552			5.5	46.0	43.0	1471.8
34	146	NC	CIRIOLO ENRICO	1340	1574			5.5	45.0	41.5	1494.3
35	122	3N	PERSICO LORENZO	1393	1571			5.5	45.0	41.5	1491.4
36	128	NC	CAVERZAN LUCA	1383	1530			5.5	44.5	41.0	1450.0
37	29	NC	CAMPANA ETTORE	1485	1527			5.5	44.5	41.0	1446.9
38	40	NC	MORESCO JACOPO	1452	1526			5.5	44.5	41.0	1445.6
39	105	NC	MIANO ANDREA	1407	1555			5.5	43.5	40.0	1474.9
40	120	NC	SERRAGLIO CARLO ALBERTO	1395	1579			5.5	43.0	41.5	1499.3
41	32	NC	ESPOSITO BRUNO	1483	1509				43.0	40.5	1428.6

Pos	ID	T	NAME	Rtg	PRtg	Fed	Origin	Pts	BucT	Buc1	ARO
								5.5			
42	88	NC	PIEROPAN ENRICO	1425	1555	 		5.5	42.0	40.0	1475.3
43	71	NC	MOCANU ROBERTO	1440	1507	 		5.5	42.0	38.5	1427.1
44	31	NC	SEVA ALESSIO	1485	1489	 		5.5	41.5	38.5	1409.0
45	151	NC	GAUDIOSI ANDREA	1277	1531	 		5.5	39.5	36.5	1451.1
46	143	NC	FLORIAN ANDREAS	1350	1547	 		5.5	37.5	35.0	1466.8
47	96	3N	BUFFA LEONE	1416	1543	 		5.0	51.0	46.5	1499.7
48	61	NC	FASANO ALFONSO	1440	1537	 		5.0	49.5	45.5	1493.6
49	14	2N	LUPI MATTHEW	1582	1513	 		5.0	47.5	44.5	1469.9
50	85	3N	RIDOLFO MARTIN	1426	1478	 		5.0	47.0	43.5	1434.6
51	82	NC	D'OFFIZI FRANCESCO	1431	1512	 		5.0	45.0	41.5	1468.9
52	63	NC	GHOTTO MARCO LUIGI	1440	1438	 		5.0	45.0	41.5	1438.4
53	83	NC	PETRINI DAVIDE	1431	1476	 		5.0	44.5	41.5	1432.7
54	84	NC	CACCHIOLI SIMONE	1428	1447	 		5.0	42.5	39.0	1403.7
55	42	NC	SERAFINI JACOPO	1443	1442	 		5.0	42.5	39.0	1398.6
56	134	NC	ACCA LORENZO	1377	1483	 		5.0	42.0	38.5	1440.1
57	58	NC	DOLOR GARCIA CATRYELL	1440	1496	 		5.0	41.5	38.0	1452.6
58	19	3N	CACCIA MATHIAS	1523	1453	 		5.0	40.0	36.5	1410.3
59	104	NC	GENOVESE VITO	1407	1488	 		5.0	39.5	38.0	1445.4
60	106	NC	SOLIMAN ENRICO	1407	1491	 		5.0	39.0	37.0	1447.7
61	154	NC	ARIELLI ANDREA	1116	1503	 		5.0	39.0	36.5	1459.9
62	30	NC	NARDELLI ANDREA	1485	1490	 		5.0	38.5	37.5	1446.6
63	24	3N	DI VINCENZO NICOLO'	1509	1454	 		5.0	38.5	36.0	1411.4
64	129	NC	COCCO ALESSANDRO	1383	1487	 		5.0	37.0	35.0	1444.0
65	51	NC	CASA MATTEO	1440	1439	 		5.0	35.0	32.0	1396.3
66	66	NC	HUANG JOHN	1440	1446	 		4.5	47.0	42.5	1446.3
67	56	NC	DE SIMONE GIANLUCA	1440	1500	 		4.5	46.5	45.5	1499.7
68	94	NC	CAMPACI MARCO	1419	1471	 		4.5	44.5	40.5	1471.4
69	132	NC	CASAROTTO MILO	1380	1465	 		4.5	43.5	41.0	1465.0
70	117	NC	MANFUCCI GIACOMO	1398	1452	 		4.5	43.5	40.5	1451.9
71	110	NC	SANTOMASO SIMONE	1404	1458	 		4.5	43.0	39.0	1458.3
72	60	NC	FAGIOLI ETTORE	1440	1419	 		4.5	41.5	40.5	1419.3
73	44	NC	AGNETTI ALESSIO	1440	1430	 		4.5	41.5	40.0	1429.8
74	21	3N	BEHELLI FLAVIO	1518	1404	 		4.5	41.0	37.5	1404.0
75	102	NC	CORTE RAPPIS LORENZO	1410	1449	 		4.5	40.5	38.5	1448.6
76	47	NC	BIANCHI MATTEO	1440	1414	 		4.5	40.0	37.0	1414.4
77	123	NC	REALE FERDINANDO	1392	1432	 		4.5	39.5	36.0	1432.0
78	76	NC	SALVI NINO	1440	1409	 		4.5	39.0	36.5	1408.9
79	139	NC	CINEL LUCA	1359	1446	 		4.5	39.0	36.0	1445.6
80	79	NC	TROIANO JACOPO ANTONIO	1440	1420	 		4.5	39.0	36.0	1419.7
81	86	3N	BOMBI NICCOLO'	1425	1410	 		4.5	39.0	36.0	1410.1
82	64	NC	GIANGIULI SAVERIO	1440	1401	 		4.5	38.5	35.5	1400.7
83	34	NC	MAGGIONI GABRIELE	1479	1393	 		4.5	38.5	35.5	1392.8
84	119	NC	SANTORO SIMONE	1395	1440	 		4.5	38.0	36.0	1440.0
85	140	NC	CAVESTRI FRANCESCO	1354	1488	 		4.5	38.0	35.0	1444.9
86	80	NC	VERGARA MEERSONH DARIO CIENFUEGO	1440	1427	 		4.5	38.0	35.0	1427.3

Pos	ID	T	NAME	Rtg	PRtg	Fed	Origin	Pts	BucT	Buc1	ARO
87	46	NC	BENEDETTI TOMMASO	1440	1398	 		4.5	37.0	34.5	1398.3
88	72	NC	PALOMBA SALVATORE	1440	1395	 		4.5	36.5	34.5	1395.3
89	55	NC	CUCCA FRANCESCO	1440	1384	 		4.5	35.0	32.5	1384.3
90	99	NC	VITALIANI MARCO	1416	1439	 		4.5	33.0	31.0	1439.2
91	98	NC	SECCIA RICCARDO(W)	1416	1494	 		4.0	46.0	42.5	1493.9
92	92	NC	BUGADA TOMMASO	1422	1379	 		4.0	45.5	42.0	1422.4
93	109	NC	ROVEDI MATTEO	1404	1420	 		4.0	42.5	39.0	1462.7
94	113	NC	CASTELLUCCI EMILIANO	1401	1412	 		4.0	42.0	40.0	1455.0
95	69	NC	KADYRBEKOV ISLAM	1440	1385	 		4.0	41.5	38.5	1427.7
96	39	NC	MONTI LORENZO	1452	1379	 		4.0	41.5	38.5	1422.3
97	89	NC	ZANCHI TOMMASO	1425	1350	 		4.0	41.0	38.5	1392.7
98	137	NC	CEDONI GABRIELE	1371	1390	 		4.0	40.0	37.0	1433.3
99	131	NC	TONON LORENZO	1383	1397	 		4.0	39.5	37.5	1440.0
100	127	NC	DI NATALE FRANCESCO	1386	1387	 		4.0	39.0	35.5	1430.3
101	78	NC	SYED DANISH	1440	1394	 		4.0	38.5	36.0	1437.3
102	116	NC	ANGELI ALESSANDRO	1398	1411	 		4.0	38.0	37.0	1454.3
103	90	3N	BENETTI ANDREA	1423	1412	 		4.0	37.5	35.5	1454.6
104	45	NC	BALDELLI ALEX	1440	1325	 		4.0	37.5	34.5	1368.4
105	142	NC	RAGAZZINI ALESSANDRO	1353	1394	 		4.0	35.5	34.5	1437.4
106	87	NC	PERRONE PAOLO	1425	1342	 		4.0	33.0	30.5	1385.0
107	152	NC	CLOCCHIATTI LUCA	1257	1389	 		4.0	32.5	31.5	1432.3
108	138	NC	ZANCA DIEGO	1371	1397	 		4.0	31.0	29.0	1440.0
109	93	NC	INGRAVALLE MATTEO	1422	1346	 		3.5	44.0	41.0	1425.8
110	135	NC	BOSCHI ALESSANDRO	1377	1354	 		3.5	41.0	37.5	1434.3
111	81	NC	VIANELLO CARLO	1440	1349	 		3.5	41.0	37.5	1428.9
112	50	NC	CAPPARUCCIA ALESSANDRO	1440	1318	 		3.5	40.0	36.5	1398.0
113	125	NC	GOTTI ANDREA	1389	1366	 		3.5	39.5	36.5	1446.3
114	115	NC	MILANESI MARCO	1401	1376	 		3.5	39.5	36.0	1455.9
115	114	NC	LEONCINI FILIPPO	1401	1363	 		3.5	39.0	36.5	1443.3
116	124	NC	GAMBA GABRIELE	1389	1369	 		3.5	39.0	36.0	1449.3
117	91	NC	BUDINI ANDREA	1422	1356	 		3.5	38.0	34.5	1435.8
118	97	NC	CIAVARELLI EMANUELE	1416	1323	 		3.5	37.5	35.0	1402.9
119	73	NC	PANZECA ALESSANDRO	1440	1312	 		3.5	37.5	35.0	1391.8
120	53	NC	CIAFFI LORENZO	1440	1304	 		3.5	36.5	33.5	1383.9
121	68	NC	IOANNONE ANDREA	1440	1355	 		3.5	36.0	34.5	1434.8
122	136	NC	RUSSO TOMMASO	1377	1361	 		3.5	35.5	33.0	1441.3
123	148	NC	FRANZIL FEDERICO	1338	1350	 		3.5	35.5	32.5	1430.4
124	57	NC	DELLOSTO SAMUELE	1440	1285	 		3.5	34.5	33.0	1365.1
125	38	NC	PEROZZI EDOARDO	1455	1317	 		3.5	34.0	32.5	1397.0
126	141	NC	FIENGO LUCA	1353	1353	 		3.5	34.0	32.0	1433.3
127	112	NC	BAGLIO DAVIDE	1401	1350	 		3.5	32.5	31.5	1430.3
128	153	NC	CASTRIGNANO' MARCELLO	1236	1350	 		3.5	32.5	29.5	1429.7
129	118	NC	PAOLUCCI GIACOMO	1395	1347	 		3.5	30.5	29.0	1427.3
130	74	NC	PISO ENRICO	1440	1266	 		3.5	30.0	28.5	1345.6
131	108	NC	PACETTI SMITH ALESSANDRO NESTA	1404	1292	 		3.0	37.5	35.5	1417.0
132	22	3N	DELUCIS LUDOVICO	1515	1274	 		3.0	37.5	35.0	1399.4

Pos	ID	T	NAME	Rtg	PRtg	Fed	Origin	Pts	BucT	Buc1	ARO
133	75	NC	RONCHI LORENZO	1440	1277	 		3.0	36.5	35.0	1402.4
134	70	NC	MICHELANGELO GILBERTO	1440	1268	 		3.0	34.5	33.0	1393.2
135	103	NC	LANCELLOTTI JACOPO	1410	1316	 		3.0	34.0	32.5	1441.3
136	145	NC	MONTESI THOMAS	1350	1313	 		3.0	32.5	30.5	1438.1
137	147	NC	BRICHERASIO KLEDY	1338	1307	 		3.0	32.0	31.0	1431.7
138	59	NC	ERCOLANO MATTEO	1440	1259	 		3.0	30.5	29.5	1383.9
139	144	NC	MARACCI STEFANO	1350	1309	 		3.0	28.5	27.5	1433.7
140	130	NC	OSMENI LORENZO	1383	1310	 		3.0	28.5	27.0	1435.0
141	62	NC	FRUSTERI ANDREA	1440	1255	 		3.0	27.0	25.5	1380.0
142	48	NC	BOZZI MATTEO	1440	1263	 		3.0	25.0	24.0	1387.7
143	133	NC	MIGOTTO ALESSANDRO	1380	1267	 		2.5	35.0	32.5	1432.7
144	77	NC	SILVESTRI DANIELE	1440	1179	 		2.5	32.5	31.5	1344.7
145	101	NC	SANDIAS FEDERICO	1413	1251	 		2.5	32.0	30.5	1417.4
146	150	NC	OLIVETO ALESSANDRO	1284	1262	 		2.5	29.0	28.0	1428.3
147	49	NC	CANIGLIA MICHELE	1440	1182	 		2.0	34.0	33.0	1402.0
148	52	NC	CERASUOLO DANIEL DAMIANO	1440	1155	 		2.0	34.0	32.0	1375.0
149	149	NC	SCARPULLA FRANCESCO	1323	1211	 		2.0	28.5	27.5	1431.4
150	43	NC	AGNELLO LEONARDO	1440	1084	 		2.0	28.5	27.5	1406.3
151	54	NC	CRUPI LORENZO	1440	1184	 		2.0	24.0	23.0	1404.3
152	121	NC	VADUVA COSTANTIN EMANUEL	1395	1159	 		1.5	29.5	27.0	1432.3
153	107	NC	CONTI DANIELE	1404	1064	 		1.0	31.5	29.5	1414.7
154	67	NC	IANNI IVAN	1440	1019	 		1.0	26.0	24.0	1369.7




























Generated by Vega

CI 16 2015 U14F

Partecipanti	Tabellone	Turni	Report
Ordinati per Elo Ordinati per nome Statistiche	Ordinato per ID Ordinato per punti Classifica	Abbinamento: [1] [2] [3] [4] [5] [6] [7] [8] [9]	FIDE Rating FIDE Player Card National rating National Player Card

CLASSIFICA AL TURNO 9

Pos	ID	T	NAME	Rtg	PRtg	Fed	Origin	Pts	BucT	Buc1	ARO
1	1	1N	PALMA MARIA	1878	1960	 		8.0	54.0	50.0	1609.4
2	4	2N	ALBI BACHINI CONTI SILVIA	1724	1854	 		7.5	53.0	50.0	1581.1
3	9	3N	GIOVAGNETTI CHIARA	1571	1795	 		7.0	55.0	50.5	1575.4
4	6	2N	MANGUERRA LYN JANE	1696	1710	 		6.5	52.0	49.0	1543.8
5	5	2N	VECCHIONE ANNA PIA	1722	1706	 		6.5	52.0	48.0	1540.2
6	11	3N	ANTONELLI LAURA	1525	1678	 		6.5	47.0	44.5	1511.7
7	7	2N	JURETIC LEJLA	1601	1645	 		6.0	51.5	48.0	1519.6
8	14	NC	SCAGLIARINI LARA	1488	1630	 		6.0	49.0	45.5	1504.7
9	3	2N	GIORDANO GIULIA	1738	1718	 		6.0	48.0	45.0	1592.7
10	55	NC	CICCALE' GIULIA	1065	1548	 		6.0	43.0	40.0	1452.6
11	10	3N	DI BARTOLO CHIARA	1536	1643	 		5.5	52.0	48.5	1563.1
12	12	3N	CANERI ALICE	1511	1515	 		5.5	46.5	43.5	1434.6
13	43	NC	VERDE DANIELA	1386	1574	 		5.5	44.0	41.0	1493.8
14	8	3N	DENTALE ANNA	1591	1508	 		5.5	43.5	39.5	1428.4
15	52	2N	SANTERAMO CLAUDIA	1322	1567	 		5.5	43.0	40.5	1486.9
16	40	NC	BRUSATI GRETA	1395	1493	 		5.5	37.0	36.5	1412.9
17	54	NC	GNATA ILARIA	1275	1533	 		5.5	36.5	36.0	1453.0
18	17	NC	BOSSONI ALESSANDRA	1456	1560	 		5.0	46.5	42.5	1517.3
19	2	2N	ANDOLFATTO MARIA	1778	1502	 		5.0	44.5	41.0	1459.2
20	29	NC	FABBRI MORGANA	1437	1528	 		5.0	44.0	41.5	1484.9
21	51	NC	LOMBARDI FRANCESCA	1329	1571	 		5.0	44.0	40.5	1528.2
22	45	NC	GASPARATO ASIA	1374	1487	 		5.0	44.0	40.0	1443.7
23	13	3N	TORTAROLO SABRINA	1504	1431	 		5.0	43.5	40.0	1387.8
24	28	3N	DODDATO FRANCESCA	1438	1489	 		5.0	39.0	36.0	1446.4
25	15	3N	MANTI ELISA	1481	1450	 		4.5	49.5	46.0	1450.4
26	19	NC	GRATI LAVINIA	1452	1471	 		4.5	43.5	40.5	1470.7
27	36	NC	MEDAGLI CARLOTTA	1401	1441	 		4.5	41.0	38.0	1441.2
28	18	NC	BOTTESI ALICE	1455	1389	 		4.5	41.0	37.5	1389.4
29	20	NC	MURA MARTA	1452	1409	 		4.5	38.5	36.0	1408.9
30	49	NC	INGIANNI COSTANZA	1356	1420	 		4.5	35.5	32.5	1420.2
31	50	NC	MARSEGLIA SERENA	1338	1449	 		4.5	34.0	32.5	1448.8
32	16	3N	LAZZARO ELISA	1459	1389	 		4.0	43.5	40.5	1432.3
33	32	NC	CUCCHI CHIARA	1419	1403	 		4.0	42.0	39.5	1445.6
34	35	NC	TOSI LUCREZIA	1407	1377	 		4.0	38.5	36.0	1420.2
35	22	NC	FEDELI EMMA	1443	1376	 		4.0	38.5	36.0	1418.7
36	21	NC	PELLEGRINO LAURA	1446	1382	 		4.0	37.0	34.5	1425.1
37	44	NC	ZANIN ALESSIA	1377	1394	 		4.0	36.5	36.0	1437.4
38	53	NC	MARCIANO FRANCESCA	1311	1408			4.0	36.5	35.0	1450.6
39	48	NC	DE CHIARA MARTA	1356	1381			4.0	30.0	28.5	1423.7
40	37	NC	PEPPOLONI VITTORIA	1401	1406			3.5	40.0	36.5	1486.0
































































Pos	ID	T	NAME	Rtg	PRtg	Fed	Origin	Pts	BucT	Buc1	ARO
41	41	NC	PICCINNO SARA	1395	1356	 		3.5	36.5	34.0	1436.1
42	33	NC	FALAPPA ELISA	1410	1282	 		3.5	35.5	33.0	1423.3
43	34	NC	COLASANTE CHIARA	1407	1312	 		3.5	35.0	32.5	1391.9
44	42	NC	SEPE ROSA	1386	1353	 		3.5	34.5	32.0	1432.7
45	24	NC	COLLEONI FRANCESCA	1440	1310	 		3.5	34.0	31.0	1390.0
46	46	NC	DELODI ANNA	1371	1294	 		3.5	32.5	30.0	1434.5
47	23	NC	AHMED VANESSA	1440	1260	 		3.5	29.5	29.0	1400.8
48	31	NC	CAPPELLA FRANCESCA	1428	1272	 		3.0	37.5	36.0	1396.9
49	38	NC	DA DALTO CHIARA	1398	1201	 		3.0	34.5	32.0	1393.6
50	39	NC	SADA ELISA	1398	1323	 		3.0	34.0	32.5	1448.1
51	30	NC	KUSHOVA MARTINA	1437	1306	 		3.0	33.0	32.5	1431.1
52	47	NC	BOSI ELETTRA	1368	1232	 		3.0	31.0	30.5	1425.4
53	25	NC	DI GIOVANNANTONIO CLAUDIA	1440	1202	 		3.0	25.5	25.0	1394.9
54	26	NC	FLORIS PAOLA	1440	1072	 		2.0	26.5	26.0	1393.9
55	27	NC	VIGNATI FRANCESCA MARIA	1440	597	 		1.0	30.0	28.5	1396.5






[Generated by Vega](#)


















































































CI 16 2015 U14





































Partecipanti	Tabellone	Turni	Report
Ordinati per Elo Ordinati per nome Statistiche	Ordinato per ID Ordinato per punti Classifica	Abbinamento: [1] [2] [3] [4] [5] [6] [7] [8] [9]	FIDE Rating FIDE Player Card National rating National Player Card

CLASSIFICA AL TURNO 9

Pos	ID	T	NAME	Rtg	PRtg	Fed	Origin	Pts	BucT	Buc1	ARO
1	1	M	SONIS FRANCESCO	2241	2150	 		7.5	54.5	51.5	1877.4
2	7	CM	ORFINI NICOLO'	1964	2102	 		7.0	58.5	54.0	1881.8
3	2	CM	DI BENEDETTO EDOARDO	2231	2051	 		7.0	57.0	52.0	1831.0
4	12	1N	ESPOSTI FEDERICO	1888	2043	 		7.0	55.0	50.5	1822.9
5	8	1N	BALZAN ALESSANDRO	1949	2016	 		7.0	54.0	50.5	1796.1
6	14	1N	COLOMBO ROBERTO	1873	2000	 		7.0	53.5	50.0	1780.1
7	10	1N	WANG CESARE	1920	2005	 		7.0	53.5	49.5	1784.9
8	3	CM	BOTTA MASSIMILIANO	2031	1963	 		7.0	52.5	47.5	1743.3
9	5	1N	PALOZZA CHRISTIAN	1971	1955	 		7.0	51.0	47.0	1735.1
10	6	1N	MIRRI PIETRO	1966	1813	 		7.0	43.5	40.5	1592.8
11	15	1N	CORONA RAFAELE	1844	1924	 		6.5	50.5	47.0	1758.3
12	17	1N	SAVALLA GIANLUCA	1812	1875	 		6.5	50.0	47.0	1709.3
13	26	1N	LAICO EMANUELE	1744	1841	 		6.5	46.0	43.5	1675.1
14	23	2N	LAVORGNA FILIPPO	1767	1926	 		6.0	52.0	49.0	1800.8
15	9	1N	AGNELLO FRANCESCO CLAUDIO	1941	1811	 		6.0	50.5	46.0	1686.1
16	16	1N	LOIACONO LEONARDO	1840	1861	 		6.0	50.0	46.5	1736.3
17	34	2N	LAVORGNA FRANCESCO	1686	1786	 		6.0	49.5	46.0	1660.7
18	18	1N	KOBAL SASA	1808	1797	 		6.0	49.5	44.5	1671.7
19	21	1N	BENETTI LORENZO	1791	1783	 		6.0	48.0	44.5	1657.9
20	11	1N	NORDIO GIORGIO	1890	1795	 		6.0	47.5	45.0	1670.3
21	51	2N	MORETTI FILIPPO	1615	1777	 		6.0	47.5	44.5	1652.1
22	19	1N	D'URBANO GABRIELE	1801	1779	 		6.0	47.0	44.0	1654.4
23	35	2N	ASPERTI GIOVANNI	1681	1729	 		6.0	46.0	44.0	1603.8
24	20	2N	SONIS LUCA	1798	1737	 		6.0	42.5	41.5	1612.0
25	42	2N	CAGNOTTO MARCO	1648	1756	 		5.5	50.5	47.0	1676.4
26	37	2N	ROTOLANTE STEFANO	1677	1804	 		5.5	49.5	45.5	1724.3
27	4	1N	IANNELLO ANDREA	1985	1823	 		5.5	48.0	44.0	1743.3
28	25	2N	LIZZUL-COPPE MIRKO	1757	1721	 		5.5	47.5	44.5	1641.0
29	55	2N	MORETTO PIETRO	1571	1701	 		5.5	45.5	42.5	1621.1
30	13	CM	LOIACONO ANTONIO	1873	1735	 		5.5	45.0	43.0	1655.3
31	46	2N	MELCHIORRE DANIELE	1631	1710	 		5.5	44.0	41.5	1630.0
32	22	2N	COSTANTINO GUIDO	1781	1636	 		5.5	43.5	41.0	1556.4
33	32	2N	ZENARI MARCO	1702	1702	 		5.5	43.5	40.5	1621.9
34	30	2N	RANELLUCCI LORENZO	1712	1681	 		5.5	43.5	40.5	1600.9
35	28	2N	BARBAGALLO ANDREA	1718	1662	 		5.5	43.5	40.0	1582.2
36	56	2N	ZANOTTO ENRICO	1571	1695	 		5.5	42.0	39.5	1615.4
37	27	2N	BECCARINI FRANCESCO	1719	1627	 		5.5	42.0	39.0	1547.1
38	49	2N	CARLA' CHRISTIAN	1618	1615			5.5	41.0	38.0	1535.0
39	75	NC	PIERRAT DAVIDE	1485	1501			5.5	37.5	35.5	1421.1
40	63	3N	PAZZI DAVID	1543	1761			5.0	50.0	46.0	1718.3

Pos	ID	T	NAME	Rtg	PRtg	Fed	Origin	Pts	BucT	Buc1	ARO
41	59	3N	CUCCU GIOVANNI	1563	1672	 		5.0	47.5	44.5	1628.9
42	24	2N	MOLLACE RUGGERO	1763	1685	 		5.0	47.5	44.0	1641.8
43	136	NC	CASALINI VITTORIO	1351	1735	 		5.0	47.5	43.5	1691.8
44	41	2N	CARRARO RICCARDO	1652	1693	 		5.0	47.0	43.5	1650.1
45	50	2N	GARBEZZA DAVIDE	1618	1648	 		5.0	47.0	43.5	1605.4
46	72	3N	SARTOR GIOVANNI	1502	1648	 		5.0	46.5	42.5	1604.6
47	44	2N	MUSSO ANDREA	1646	1670	 		5.0	46.0	42.0	1627.1
48	36	2N	FORTI FRANCESCO	1677	1717	 		5.0	45.5	42.5	1673.9
49	39	2N	DICORATO ANTONIO DONATO	1664	1647	 		5.0	44.5	42.5	1603.8
50	70	3N	GAGLIARDOTTO PAOLO	1511	1632	 		5.0	44.5	42.5	1588.6
51	47	2N	GENNARI ANDREA	1625	1645	 		5.0	44.5	41.5	1602.2
52	57	2N	SQUADRANI GIOVANNI	1569	1599	 		5.0	44.5	41.0	1555.6
53	52	2N	DI BICCARI ALESSANDRO	1612	1669	 		5.0	44.5	40.5	1625.9
54	68	3N	MARCUZZO STEFANO	1515	1620	 		5.0	43.5	40.0	1576.8
55	65	3N	PARINI PAOLO	1524	1595	 		5.0	43.5	40.0	1552.0
56	43	2N	CIRIOLO LORENZO	1647	1517	 		5.0	43.0	40.0	1473.6
57	38	2N	MIANO SIMONE	1665	1559	 		5.0	42.5	39.0	1516.1
58	134	NC	MANGUERRA JONEL B	1359	1663	 		5.0	42.0	39.0	1619.6
59	69	3N	BECCARINI GIACOMO	1514	1590	 		5.0	42.0	38.5	1547.4
60	61	3N	LYABEL GIACOMO	1548	1570	 		5.0	41.5	38.5	1526.8
61	78	NC	D'ESPOSITO ANTONINO	1464	1578	 		5.0	41.0	39.0	1534.8
62	58	2N	LILLI ALESSANDRO	1566	1632	 		5.0	41.0	38.5	1588.8
63	48	2N	MUCCI FEDERICO	1619	1571	 		5.0	41.0	37.5	1527.9
64	64	3N	MORANA MARCO	1533	1563	 		5.0	40.5	37.0	1520.3
65	77	3N	MASERA LORENZO	1469	1545	 		5.0	40.0	38.0	1502.0
66	62	3N	VERCELLI MARCO	1545	1555	 		5.0	40.0	37.5	1511.8
67	117	3N	RINAUDO LEO	1394	1542	 		5.0	40.0	36.5	1499.3
68	33	2N	DI LEVA MICHELE	1696	1526	 		5.0	38.5	38.0	1483.4
69	40	2N	ANDREOZZI FRANCESCO	1663	1602	 		5.0	37.5	35.5	1558.9
70	29	2N	MASELLI DANIEL	1717	1503	 		5.0	37.5	35.5	1459.8
71	93	NC	MONTANELLI OLEG LUDOVICO	1440	1499	 		5.0	33.5	33.0	1456.4
72	73	3N	SANNA RAUL	1492	1491	 		5.0	31.5	31.0	1448.3
73	60	3N	LAI LORENZO	1552	1537	 		4.5	44.5	40.5	1536.8
74	110	NC	DE MARZI DAVIDE	1413	1502	 		4.5	43.5	40.0	1501.6
75	54	2N	AULETTA PASQUALE	1594	1568	 		4.5	43.0	40.0	1567.9
76	149	NC	DE GAETANO MICHELE	1221	1524	 		4.5	42.5	39.0	1524.1
77	82	NC	BRECELJ JARO IVAN	1449	1508	 		4.5	40.5	38.0	1507.6
78	84	NC	ARUTA DAVIDE	1440	1520	 		4.5	40.5	37.5	1520.0
79	131	NC	HU MICHELE	1363	1501	 		4.5	39.0	36.0	1501.2
80	87	NC	CERQUETTI EDOARDO	1440	1463	 		4.5	38.0	35.5	1463.0
81	119	NC	CINAGLIA ALBERTO	1383	1536	 		4.5	38.0	35.0	1535.7
82	123	NC	FELTRIN FRANCESCO	1377	1515	 		4.5	37.5	34.5	1515.0
83	118	NC	CELENTANO ANTONINO	1389	1533	 		4.5	36.5	35.5	1533.3
84	45	2N	PECCI WILLIAM	1643	1387	 		4.5	35.0	32.0	1387.1
85	66	3N	VIGNATI ANDREA	1524	1368	 		4.5	34.5	32.5	1368.0
86	129	NC	MURANO ANTONIO	1368	1482	 		4.5	34.0	32.0	1482.1

Pos	ID	T	NAME	Rtg	PRtg	Fed	Origin	Pts	BucT	Buc1	ARO
87	80	NC	MELOTTI MICHELE	1464	1529	 		4.0	43.5	39.5	1571.6
88	130	NC	BRUSADELLI ALBERTO	1365	1473	 		4.0	42.5	39.5	1516.0
89	31	2N	POMILIO RICCARDO	1704	1428	 		4.0	42.5	38.5	1470.7
90	141	NC	CONTI LORENZO	1329	1508	 		4.0	42.0	39.0	1550.7
91	144	NC	PETRELLA ANDREA	1312	1442	 		4.0	42.0	38.5	1485.2
92	113	NC	ROSTIROLLA DANIELE	1407	1540	 		4.0	41.5	38.5	1583.3
93	112	NC	BIERNACKI HUBERT	1407	1491	 		4.0	40.5	37.5	1534.0
94	104	NC	MARASA' GIUSEPPE	1425	1524	 		4.0	39.0	36.0	1566.9
95	53	2N	DI NEZIO TOMMASO	1604	1511	 		4.0	39.0	36.0	1554.1
96	105	NC	PATRUNO GABRIELE	1422	1406	 		4.0	37.5	34.5	1448.8
97	71	3N	BORGOGNONI DOMENICO	1506	1399	 		4.0	37.0	34.5	1441.9
98	135	NC	BUDINI LUCA	1356	1425	 		4.0	36.0	33.0	1467.8
99	96	NC	PRUDENTINO JACOPO	1440	1355	 		4.0	35.5	32.5	1441.9
100	79	3N	MEHARUNKAR PRABHAV	1464	1498	 		4.0	35.0	33.0	1540.7
101	138	NC	ERCOLANO MARIO	1344	1427	 		4.0	35.0	32.5	1469.6
102	143	NC	DE VITI DARIO	1322	1422	 		4.0	33.5	31.5	1465.1
103	85	NC	BORDIN MARCO	1440	1382	 		4.0	33.5	31.0	1424.8
104	106	NC	ALBINI FEDERICO	1421	1441	 		4.0	33.0	32.0	1484.3
105	127	NC	STRADA GIORGIO	1374	1402	 		4.0	31.5	29.5	1444.8
106	147	NC	MONTARULI FEDERICO	1296	1427	 		4.0	27.0	25.0	1427.1
107	83	NC	BAVARESCO ERIK	1443	1534	 		3.5	45.0	42.0	1613.9
108	81	NC	BEHELLI GREGORIO	1452	1448	 		3.5	40.5	37.5	1527.7
109	99	NC	RIVA FRANCESCO	1440	1394	 		3.5	39.5	37.0	1474.2
110	90	NC	FONTANA DANIELE	1440	1416	 		3.5	39.5	36.0	1495.6
111	140	NC	ZANCA FEDERICO	1335	1384	 		3.5	38.0	34.5	1463.8
112	109	NC	CORBELLINI MIRKO	1413	1400	 		3.5	37.5	35.5	1479.7
113	120	3N	DELUCIS GABRIELE	1382	1394	 		3.5	37.0	34.0	1474.4
114	133	NC	CLERICI DIEGO	1359	1411	 		3.5	36.0	34.0	1491.2
115	89	NC	FAVINI MATTEO	1440	1377	 		3.5	35.5	35.0	1457.4
116	124	NC	GRASSI GABRIELE	1377	1373	 		3.5	35.0	32.5	1452.6
117	132	NC	MAIER FELIX	1362	1389	 		3.5	34.5	33.5	1468.7
118	139	NC	SCARANO ANTONIO	1338	1376	 		3.5	34.5	32.0	1455.7
119	125	NC	SARBADA NICHOLAS	1377	1406	 		3.5	34.0	32.0	1486.3
120	116	NC	VOLPI RICCARDO	1395	1375	 		3.5	32.5	30.0	1455.2
121	91	NC	FORESI DOMENICO	1440	1338	 		3.5	32.0	30.0	1418.3
122	74	NC	RIGGIO LUCA	1491	1285	 		3.5	32.0	30.0	1365.2
123	142	NC	DI MARCOBERARDINO ANDREA	1329	1377	 		3.5	30.5	28.0	1457.2
124	103	NC	DE IULIIS ANTONIO LIVIO	1428	1309	 		3.5	27.5	26.5	1388.6
125	100	NC	SELLA STEFANO	1440	1351	 		3.0	39.5	37.5	1476.0
126	67	3N	GATTO ANTONIO	1518	1327	 		3.0	39.0	37.0	1451.9
127	128	NC	ATZORI FILIPPO	1371	1345	 		3.0	38.5	35.0	1470.4
128	107	NC	DI GIACOMO MIRCO	1419	1343	 		3.0	37.0	34.0	1467.9
129	148	NC	SIMBOLA CARLO	1253	1399	 		3.0	36.0	34.0	1524.3
130	122	NC	CHALUKIAN GABRIEL	1377	1352	 		3.0	35.0	32.5	1476.9
131	126	NC	MANGIAPAN GABRIELE	1374	1364	 		3.0	34.0	32.0	1488.6
132	98	NC	RADICE LORENZO	1440	1312	 		3.0	33.0	31.0	1437.3






















Pos	ID	T	NAME	Rtg	PRtg	Fed	Origin	Pts	BucT	Buc1	ARO
133	102	NC	GARGIULO MASSIMO	1437	1277	 		3.0	33.0	31.0	1402.2
134	76	NC	POLI GIANRICCARDO	1482	1354	 		3.0	32.5	30.5	1478.6
135	92	NC	MANCA LUIGI	1440	1299	 		3.0	31.5	29.5	1423.9
136	111	NC	PASINETTI ANDREA	1410	1279	 		3.0	31.0	29.0	1404.2
137	94	NC	ORFANELLI FEDERICO	1440	1301	 		3.0	29.5	29.0	1425.6
138	121	NC	ROCCHICCIOLI FRANCESCO	1380	1343	 		2.5	40.0	37.0	1508.9
139	101	NC	SKURATOV ALEXANDER	1440	1220	 		2.5	32.5	30.0	1385.9
140	146	NC	ANDREINI FEDERICO	1301	1284	 		2.5	31.0	28.5	1450.1
141	137	NC	MORGANTE GABRIELE	1350	1283	 		2.5	30.5	28.0	1449.2
142	86	NC	CALDERA ALESSANDRO	1440	1278	 		2.5	25.5	25.0	1443.7
143	97	NC	PUSTERLA ANDREA	1440	1264	 		2.5	25.0	24.5	1429.8
144	150	NC	CELANI ANDREA	1181	1270	 		2.0	38.5	35.5	1490.4
145	115	NC	PENAZZI RICCARDO	1395	1249	 		2.0	33.0	32.0	1469.1
146	114	NC	FONI GIANMARCO	1404	1216	 		2.0	32.5	30.5	1436.1
147	88	NC	D'ULISSE LUCA	1440	1197	 		2.0	32.0	31.5	1417.0
148	145	NC	DALL'ACQUA MANUEL	1311	1216	 		2.0	27.5	25.5	1436.2
149	95	NC	PICA VICTOR	1440	1103	 		1.0	29.0	28.5	1454.3
150	108	NC	ETTORRE BERARDO	1416	1030	 		0.5	29.5	28.5	1474.2

Generated by Vega

CI 16 2015 U16F

Partecipanti	Tabellone	Turni	Report
Ordinati per Elo Ordinati per nome Statistiche	Ordinato per ID Ordinato per punti Classifica	Abbinamento: [1] [2] [3] [4] [5] [6] [7] [8] [9]	FIDE Rating FIDE Player Card National rating National Player Card

CLASSIFICA AL TURNO 9








Pos	ID	T	NAME	Rtg	PRtg	Fed	Origin	Pts	BucT	Buc1	ARO
1	2	WF	DI BENEDETTO DESIREE	2114	2054			8.0	49.0	45.5	1703.4
2	1	WF	GUECI TEA	2171	1973			7.5	47.5	44.0	1700.4
3	7	2N	PIZZICOTTI VIRGINIA	1655	1830			6.0	47.5	44.0	1704.7
4	6	2N	BRESCIANI DANIELA	1681	1809			6.0	46.5	43.0	1684.2
5	3	1N	BIZZARRO SOFIA	1843	1801			5.5	52.0	48.0	1721.0
6	4	1N	BARONIO GAIA	1771	1769			5.5	49.0	45.5	1689.2
7	5	2N	COLASANTE MARIANNA	1712	1752			5.0	46.0	44.5	1709.2
8	13	NC	ESPOSITO FRANCESCA	1443	1680			5.0	41.0	40.5	1636.7
9	10	3N	CUCCU MARIA	1552	1607			5.0	39.5	39.0	1563.9
10	15	NC	ACAMPORA LAURA	1425	1534			5.0	36.0	35.5	1534.3
11	16	NC	FRACASSI ROBERTA	1401	1470			4.5	34.5	34.0	1513.1
12	9	3N	MANGUERRA ANGELICA MAE	1565	1428			4.5	34.5	33.0	1471.1
13	11	3N	CAPALIKU MARGERI	1523	1520			4.0	40.5	39.0	1563.3
14	8	3N	COPPONI ALICE	1566	1547			4.0	39.0	38.5	1590.1
15	14	3N	MONTARULI BEATRICE	1439	1469			4.0	37.0	35.5	1556.4
16	19	3N	BINDER SHIRI(W)	1389	1409			4.0	35.5	34.0	1459.0
17	18	NC	CELATI VALENTINA	1390	1473			4.0	34.0	33.5	1515.9
18	17	NC	CARANDO ENRICA	1393	1410			4.0	34.0	33.5	1497.4
19	12	3N	PISTIS LAURA	1503	1479			3.5	41.0	39.5	1559.3
20	21	NC	BRUNONI BIANCA	1335	1161			2.0	32.5	32.0	1482.8
21	20	NC	MASCIA LETIZIA ELENA	1341	638			1.0	34.5	33.0	1438.1






























Generated by Vega

CI 16 2015 U16

Partecipanti	Tabellone	Turni	Report
Ordinati per Elo Ordinati per nome Statistiche	Ordinato per ID Ordinato per punti Classifica	Abbinamento: [1] [2] [3] [4] [5] [6] [7] [8] [9]	FIDE Rating FIDE Player Card National rating National Player Card

CLASSIFICA AL TURNO 9

Pos	ID	T	NAME	Rtg	PRtg	Fed	Origin	Pts	BucT	Buc1	ARO
1	2	FM	LODICI LORENZO	2324	2387	 		8.0	57.0	52.0	2035.7
2	1	FM	MORONI LUCA	2437	2356	 		8.0	56.5	52.0	2004.7
3	4	M	BARP ALBERTO	2180	2228	 		7.0	55.0	50.5	2008.4
4	6	M	CARNICELLI VALERIO	2162	2137	 		7.0	48.5	45.5	1916.6
5	5	CM	VARRIALE LUCA	2164	2124	 		6.5	55.0	50.5	1957.6
6	3	M	YAO STEFANO	2252	2051	 		6.5	51.5	47.0	1884.6
7	10	CM	RENZETTI LEONARDO	2010	2075	 		6.5	51.0	47.0	1908.9
8	9	CM	MANFROI ANDREA	2014	1999	 		6.5	48.0	45.0	1832.6
9	16	1N	SIMONETTO ANDREA	1954	1973	 		6.5	46.5	43.5	1806.7
10	25	1N	LANDI ALBERTO	1867	2024	 		6.5	46.5	42.5	1857.7
11	7	CM	PODETTI DAVIDE	2127	2033	 		6.0	52.0	47.5	1907.8
12	20	1N	BELLI GIORGIO	1914	2110	 		6.0	51.0	48.0	1984.8
13	14	1N	FAVILLI EDOARDO	1966	2002	 		6.0	50.5	46.0	1877.2
14	18	1N	PEDONI LORENZO	1931	2021	 		6.0	50.0	45.5	1896.3
15	8	CM	SERESIN FRANCESCO	2102	2018	 		6.0	49.5	45.5	1893.3
16	17	1N	PRETE ALESSANDRO	1948	1953	 		6.0	49.0	45.0	1828.4
17	23	1N	RIDOLFO ENRICO	1881	1972	 		6.0	47.5	44.5	1846.8
18	24	1N	MARZOCCHI TOMMASO	1872	1935	 		6.0	47.5	44.0	1810.0
19	28	1N	SCARSELLA LORENZO LUIGI	1845	1805	 		6.0	42.0	38.0	1680.2
20	19	1N	BALZAN MARCO	1928	1947	 		5.5	49.0	45.0	1866.8
21	22	1N	BIN-SUHAYL IEYSAA	1894	1952	 		5.5	48.0	44.5	1871.9
22	12	CM	BISI RICCARDO	1982	1814	 		5.5	48.0	43.5	1733.8
23	40	1N	PATRIGNANI TIZIANO	1759	1872	 		5.5	45.5	42.5	1792.0
24	32	1N	LEONARDI ANTONIO	1804	1824	 		5.5	43.5	40.5	1743.6
25	95	NC	SELLA DAVIDE	1440	1855	 		5.5	43.5	40.0	1775.0
26	37	1N	FILICE DAVIDE	1772	1836	 		5.5	43.0	41.0	1756.4
27	21	1N	SPONCHIADO DARIO	1913	1791	 		5.5	43.0	39.0	1711.2
28	13	1N	FORNO DIEGO	1979	1768	 		5.5	41.0	38.5	1688.3
29	58	2N	AMONOV SHAHRUZ	1641	1783	 		5.5	38.5	37.0	1703.4
30	36	2N	CAMANA FILIPPO	1774	1685	 		5.5	36.5	35.0	1605.4
31	34	1N	SIMONETTO ALESSIO	1800	1845	 		5.0	48.0	45.0	1802.4
32	31	1N	ROTOLANTE LUCA	1814	1870	 		5.0	46.0	42.5	1827.0
33	29	1N	IZZO RICCARDO	1825	1721	 		5.0	46.0	42.0	1678.1
34	41	2N	LANDI MARCO	1748	1746	 		5.0	45.5	41.5	1702.8
35	35	2N	ARBORE DANIELE	1793	1767	 		5.0	43.5	40.0	1723.9
36	30	1N	RICCOBON ELIA	1818	1870	 		5.0	43.0	40.5	1711.9
37	26	1N	PIRRELLO CHRISTIAN	1867	1792	 		5.0	43.0	39.5	1749.1
38	33	1N	SOLIME' MARCO	1802	1734	 		5.0	42.0	40.0	1691.0
39	15	CM	BERNARDINI TOMMASO	1964	1737	 		5.0	42.0	39.0	1694.0
40	53	2N	SOAVE VITTORIO	1654	1722	 		5.0	41.0	38.0	1679.4

Pos	ID	T	NAME	Rtg	PRtg	Fed	Origin	Pts	BucT	Buc1	ARO
41	50	2N	RIGO MARIO	1666	1753	 		5.0	40.0	38.5	1709.6
42	42	1N	CARLETTI DAVIDE	1744	1704	 		5.0	39.5	37.0	1660.7
43	68	3N	DEJORI DAVID	1563	1714	 		5.0	38.5	36.0	1671.4
44	81	NC	BIONE ALESSANDRO	1476	1641	 		5.0	33.5	32.5	1597.9
45	67	3N	AGUS LORENZO	1574	1803	 		4.5	48.5	44.0	1845.9
46	57	2N	PANI PAOLO	1648	1765	 		4.5	47.0	43.0	1764.7
47	61	2N	LUU GIANMARCO	1628	1767	 		4.5	45.5	42.0	1766.8
48	46	2N	AGOSTINETTO ALESSANDRO	1691	1766	 		4.5	45.5	42.0	1765.8
49	69	3N	LUPINI MICHELE	1554	1787	 		4.5	45.0	41.0	1786.9
50	47	2N	PARRINELLO MARCO	1683	1663	 		4.5	45.0	41.0	1663.0
51	55	2N	PIERRAT MARCO	1650	1681	 		4.5	43.0	40.0	1681.0
52	48	2N	BACCELLIERE ANTONIO	1673	1714	 		4.5	42.0	40.0	1714.0
53	27	1N	BUFFA SABARINO PIETRO	1864	1682	 		4.5	40.5	37.5	1681.8
54	63	2N	DE PAOLIS DIEGO	1607	1714	 		4.5	40.0	38.0	1713.6
55	59	2N	MAPELLI DAVIDE	1641	1633	 		4.5	39.5	37.5	1632.7
56	45	2N	CASTELLARI CLAUDIO	1704	1596	 		4.5	38.5	36.0	1596.3
57	83	NC	BARALDI MATTEO	1473	1663	 		4.5	38.0	36.0	1663.0
58	70	3N	SCANU STEFANO	1547	1683	 		4.5	38.0	35.5	1683.2
59	84	NC	CICCALE' PIERO	1470	1662	 		4.5	38.0	35.5	1662.1
60	82	NC	FREDA GIUSEPPE	1476	1667	 		4.5	36.5	35.0	1667.2
61	74	3N	DOVANO JACOPO	1533	1581	 		4.5	36.5	34.0	1581.0
62	77	NC	SUNDER GIULIO	1490	1533	 		4.5	36.5	33.5	1533.4
63	43	1N	CAPPELLA LEONARDO	1727	1618	 		4.5	36.0	35.0	1618.2
64	52	2N	GIACCHETTI STEFANO	1658	1472	 		4.5	36.0	33.5	1472.2
65	60	2N	ANDRIACCIO YURI	1640	1550	 		4.5	34.0	32.0	1550.4
66	100	NC	PELLEGRINO GIOVANNI	1420	1567	 		4.5	32.5	30.0	1567.4
67	62	2N	LUSSETTI JACOPO	1619	1834	 		4.0	50.0	45.5	1876.8
68	44	2N	FAGLIONI ISACCO	1711	1691	 		4.0	44.5	41.5	1733.9
69	11	CM	MARVULLI DARIO(W)	1998	1755	 		4.0	43.5	40.0	1704.7
70	66	3N	MAESTRI MASSIMO	1590	1645	 		4.0	42.0	39.5	1688.4
71	39	2N	BELTRAME LEONARDO	1761	1588	 		4.0	42.0	39.0	1631.3
72	38	2N	VILLA FILIPPO	1772	1641	 		4.0	40.0	38.0	1684.2
73	49	2N	CONFALONIERI LUCA	1668	1613	 		4.0	40.0	37.0	1655.6
74	73	3N	LATTANZI MATTEO	1541	1546	 		4.0	37.5	35.0	1588.7
75	75	3N	LA SALA FRANCESCO	1503	1494	 		4.0	37.5	34.5	1537.4
76	80	3N	DI MARCANTONIO GABRIELE	1479	1576	 		4.0	36.5	33.5	1619.1
77	87	NC	POSOTTO DENNIS	1455	1573	 		4.0	36.0	34.5	1616.2
78	64	2N	LORETI ANDREA R.	1605	1536	 		4.0	36.0	34.0	1579.0
79	54	2N	MASTROLONARDO ANDREA	1653	1521	 		4.0	36.0	33.5	1564.4
80	105	NC	MANCA ANDREA	1389	1559	 		4.0	35.0	32.0	1601.9
81	101	NC	COLPO DAVIDE	1416	1490	 		4.0	30.0	28.5	1532.9
82	110	NC	NARDELLI ENRICO	1278	1414	 		4.0	29.0	27.0	1500.6
83	51	2N	CACEFFO DANIELE	1664	1498	 		3.5	41.5	37.5	1578.3
84	86	NC	MAIER FLORIAN	1467	1547	 		3.5	38.5	36.0	1627.1
85	79	NC	CELLA PIETRO	1481	1527	 		3.5	37.0	34.5	1606.8
86	102	NC	UCCELLI FEDERICO	1414	1494	 		3.5	35.0	33.0	1574.3

Pos	ID	T	NAME	Rtg	PRtg	Fed	Origin	Pts	BucT	Buc1	ARO
87	71	3N	CIARAMELLA LORENZO	1546	1514	 		3.5	32.5	31.5	1594.2
88	106	NC	SCURIATTI RICCARDO	1380	1465	 		3.5	32.5	31.0	1544.8
89	65	3N	MAIER FRIDOLIN	1599	1502	 		3.0	40.5	37.5	1626.8
90	109	NC	LIN YUXU	1286	1463	 		3.0	40.0	37.0	1588.2
91	76	3N	GALDINI THOMAS	1500	1427	 		3.0	36.5	35.0	1552.1
92	78	NC	CASELLI GIACOMO	1488	1476	 		3.0	36.5	34.0	1601.1
93	72	3N	CAPUANO MATTIA	1542	1419	 		3.0	36.0	33.5	1544.2
94	96	NC	TRACCANELLA GIACOMO	1440	1373	 		3.0	35.5	33.5	1566.1
95	98	NC	MIRCI FILIPPO	1428	1425	 		3.0	35.0	32.5	1550.1
96	56	2N	IELPO DOMENICO	1649	1413	 		3.0	33.0	32.0	1538.4
97	89	NC	DI GIACINTO GAUDIO	1440	1476	 		3.0	33.0	31.5	1562.6
98	94	NC	RUGGERI LORENZO	1440	1384	 		3.0	33.0	31.0	1508.8
99	107	NC	PICCIONI FRANCESCO	1377	1367	 		3.0	30.5	29.0	1491.6
100	103	NC	URBANELLI ALESSANDRO	1410	1346	 		3.0	25.0	24.0	1470.9
101	85	NC	MONTEFOSCHI GIOVANNI	1470	1439	 		2.5	40.5	37.0	1604.8
102	99	NC	MARINO FRANCESCO PIO	1422	1360	 		2.5	30.0	28.0	1526.0
103	88	NC	ARANGATH FEDERICO	1440	1214	 		2.5	29.5	27.5	1464.8
104	108	NC	PADUANO ROBERTO	1311	1294	 		2.5	27.5	26.5	1459.7
105	92	NC	LENOCI FLAVIO	1440	1310	 		2.0	32.0	30.5	1529.7
106	91	NC	GIANNINI FABIO	1440	1282	 		2.0	29.5	28.5	1502.3
107	104	NC	MONTAGNA LAMBERTO	1407	1156	 		2.0	23.0	22.0	1477.6
108	90	NC	DI IELSI RICCARDO	1440	1207	 		1.5	31.5	30.5	1480.1
109	93	NC	NUNIN DAVIDE(W)	1440	1294	 		1.0	28.5	26.5	1534.2
110	97	NC	VADINI LORENZO	1440	1139	 		1.0	26.5	25.0	1489.6

Generated by Vega